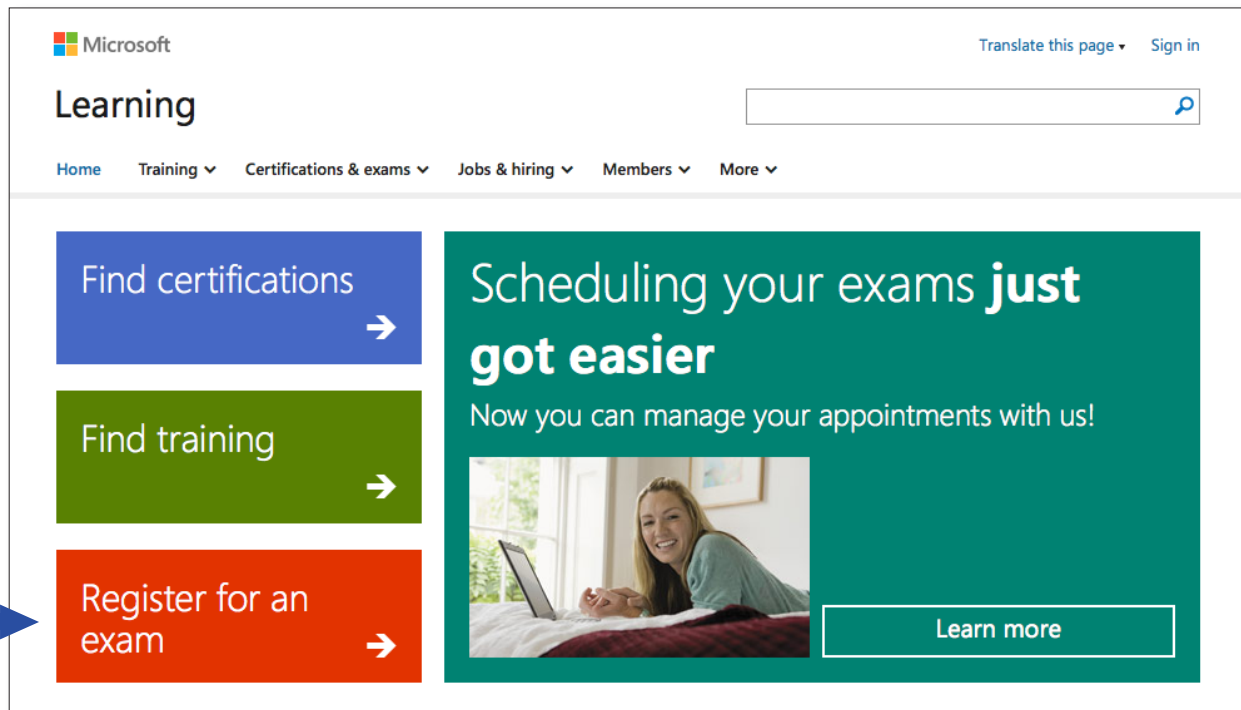


# Scheduling a Microsoft Certification Exam with Pearson VUE

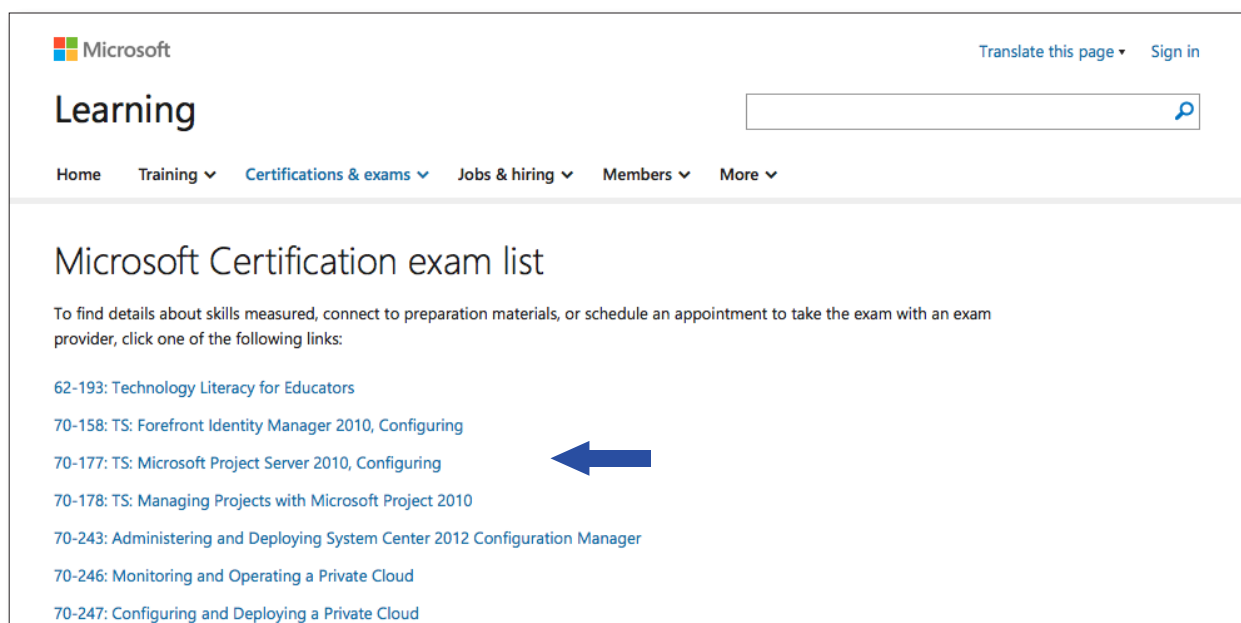
Prior to scheduling a Microsoft Certification exam online or at a Pearson VUE test center, all test-takers must have a Microsoft Account and Profile set-up on [www.Microsoft.com/learning](http://www.Microsoft.com/learning). Here are the steps for candidates to follow in order to set-up their Microsoft Account and their Testing Profile.

## Create a Microsoft Account / Testing Profile

1. Start by going to [www.microsoft.com/learning](http://www.microsoft.com/learning) and follow the screen shots below.
2. Choose register for an exam.



3. Choose the exam you are interested in.




4. Choose “Schedule with Pearson VUE.”

Microsoft Translate this page ▾ Sign in

# Learning

Home Training ▾ Certifications & exams ▾ Jobs & hiring ▾ Members ▾ More ▾

## Exam 70-178



**TS: Managing Projects with Microsoft Project 2010**  
**\$150.00 USD\***  
[Not in the United States?](#)

**Published:** February 15, 2011  
**Languages:** English, French, German, Japanese, Korean, Polish, Russian, Spanish, Portuguese (Brazil), Chinese (Simplified)  
**Audiences:** IT professionals  
**Technology:** Microsoft Project 2010  
**Credit toward certification:** MCTS

To schedule your exam, choose one of the following third-party exam delivery providers. *Note:* Prometric will cease delivering Microsoft certification exams after December 31, 2014. If you intend to take an exam on January 1, 2015, or later, you must reschedule your exam with Pearson VUE.

**Schedule with Pearson VUE**

When you pass an exam taken with Pearson VUE, your transcript is updated within one business day.

**Schedule with Prometric**

When you pass an exam taken with Prometric, your transcript is updated within five to seven business days.

5. You must sign in or create an account with an active email address. Follow the “What’s this” steps if you do not have one.

**Your account, our priority**  
Adding security information helps protect your account

## Sign in

Microsoft account [What's this?](#)

  
  
 Keep me signed in

**Sign in**

[Can't access your account?](#)  
[Sign in with a single-use code](#)

6. This is screen 1 of 2 to create your Pearson VUE profile.

Welcome! Let's complete your profile. ✕

You are signed in as: someone@example.com

\* First name (given name)  \* Last name (surname)

\* Job function

\* Country/region

Communication preferences

- I would like to hear from Microsoft about products, services, and events, including the latest solutions, tips, and exclusive offers.
- I would like to hear from Microsoft Partners, or Microsoft on their behalf, about their products services, and events. Share or use my details with Microsoft Partners.

7. This is screen 2 of 2 to create your Pearson VUE profile.

Microsoft Learning

### Register for your exam

Please provide the following registration details for your Microsoft Certification exam.

**Legal name**  
**Important:** Please enter your name as it appears on the [acceptable legal identification](#) you will present at the testing center.  
Once saved, your legal name cannot be changed without contacting [customer support](#).

Title  \* First name  Middle name  \* Legal last name (surname)

**Address**

\* Country/region

\* Address  Address line 2  Address line 3

\* City/town  \* State/province  Postal code

**Contact details**

\* Country code  \* Area code  \* Phone number  Extension

\* Contact email

\* Preferred language

8. Confirm this is the exam you would like to schedule.

Microsoft Learning

### Confirm your exam registration details

Please confirm the following registration details for your Microsoft Certification exam.

Exam  
178 | TS: Managing Projects with Microsoft Project 2010 [\(change\)](#)

| First name | Middle name | Legal last name (surname) | Contact email                            |
|------------|-------------|---------------------------|--|
| First name |             | Last name                 | someone@example.com <a href="#">Edit</a> |

[Cancel](#) By clicking Submit, you will be transferred to Pearson VUE to schedule and process payment for your Microsoft Certification exam. [Submit](#)

9. Select booking method or sign out if you want to schedule your exam at a Pearson VUE test center.

Microsoft Home My Order Return to Microsoft Sign Out

Signed In as: Candidate  
MS ID: MS0000000000  
MS ID: MS0582484410

### Select Booking Method

For: 178: TS: Managing Projects with Microsoft Project 2010

All fields are required.

How are you booking this exam?

I will be scheduling for a future date at a test center

I have received a Private Access Code for this exam. [What is this?](#)

[Next](#)

10. The Test Administrator will now be able to search for candidate in Pearson VUE Registration Manager.

11. Test Administrator may schedule the candidate for the Microsoft Certification exam.

To learn more, visit [PearsonVUE.com/Microsoft](https://PearsonVUE.com/Microsoft).